




LESSON 4.

 = DOTTED EIGHTH AND SIXTEENTH NOTES

Allegretto - Quickly (but not as fast as Allegro)




1. Play the following scales from memory: C, F, G, D.

2. 

These measures are played the same.


3. 

FARMER IN THE DELL

4. 

I'VE BEEN WORKING ON THE RAILROAD

New **Allegretto**


5. 

RAPID SCALE STUDY

6. 

7. 

THIS LESSON HAS BEEN COMPLETED. DATE..... EXCELLENT GOOD FAIR



LESSON 5.

THE B^b MAJOR SCALE

MEMORIZE

1.

2.

3.

BATTLE HYMN OF THE REPUBLIC

Traditional

Maestoso (Stately)

4.

OH, MY DARLING CLEMENTINE

Traditional

5.

6.

© To play more smoothly and rapidly, the same little finger should not be used to play successive notes. Instead, alternate little fingers. In this book, the figures L1, L2, L3, R1, R2, or R3 above a note will indicate which little finger key to use. Refer to the FINGERING CHART on pages 30 and 31.

Upon completion of this lesson the student will find much enjoyment in playing from BREEZE-EASY PROGRAM PIECES-Book II by JOHN KINYON. This collection of well-known songs has been arranged in the simplest possible fashion and is available with piano accompaniment.

THIS LESSON HAS BEEN COMPLETED. DATE..... EXCELLENT GOOD FAIR